

ROBIT Team Description Paper for Humanoid Teensize League of RoboCup 2017

Hyo Jong Park

Jin ju Lee, Chan Sik Park, Dong Min Shin, In gu Choi, Hae Bum Jung

Kwangwoon University
Wolgae-Dong, Nowon-gu, Seoul, Republic of Korea
<http://kwrobit.com>

Abstract. This document describes hardware and electronics and software specifications of the humanoid robot developed by team ROBIT. This robot is built to play soccer autonomously. The developments in team ROBIT are about bipedal locomotion, object recognition and localization. The robot will be used to participate in Humanoid League (Teen size) of ROBOCUP 2017.

1 Introduction

The ROBIT is a professional robot game team of Kwangwoon University in South Korea. Team ROBIT has been established in November 2006. The ROBIT has participated in several domestic and international tournaments and received more than 100 awards in competitions. The team ROBIT has a ten-years accumulated robot technology. We have put a lot of efforts for the 'ROBOCUP 2017' contest to get qualified and we also have studied robot system which would be covered during the contest.

2 Hardware and Electronics

An overview of the system is shown in fig.2. Our robot system consists of a C920 logitech USB camera, an odroid xu-4 main CPU, an Inertial Measurement Unit (IMU), 19 servo motors and a battery. The odroid xu-4 has been used with Ubuntu OS for using ROS (robot operating system). Image are captured by the C920 logitech USB camera and processed on odroid xu-4 main CPU. The robot transmit data continuously. Depending on the received image processing data, the robot executes its next behavior. An odroid xu-4 main CPU communicates with actuators via RS-485 and communicates with Inertial Measurement Unit (IMU) via uart.

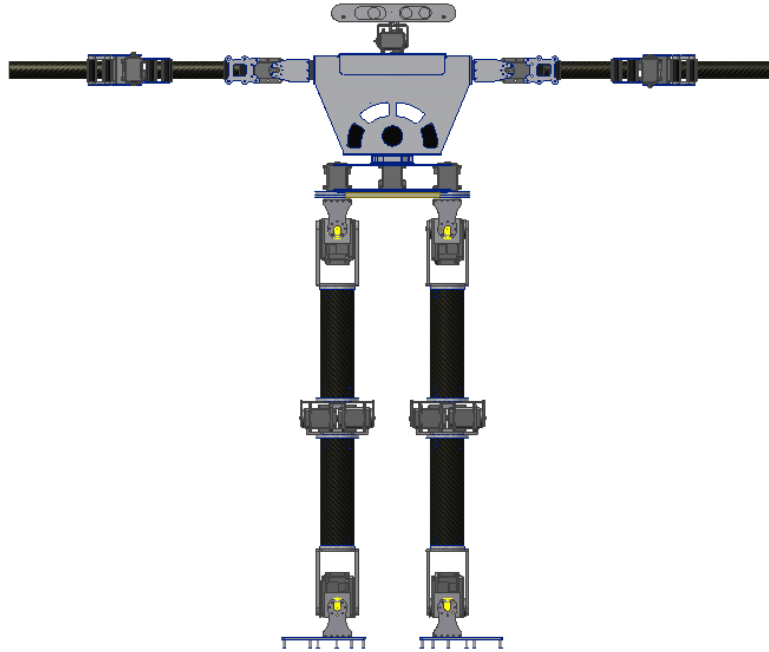


Table 1. Specification of the robot

| | | |
|----------------|-------|--------------------|
| Weight | | 6.5kg |
| Height | | 90.7cm |
| DOF | Leg | 12 |
| | Waist | 1 |
| | Arm | 6 |
| | Head | 2 |
| Actuators | | MX-106,MX-64,MX-28 |
| Camera | | C920 logitech |
| Computing Unit | | Odroid Xu-4 |

3 Software

3.1 Teaching Software

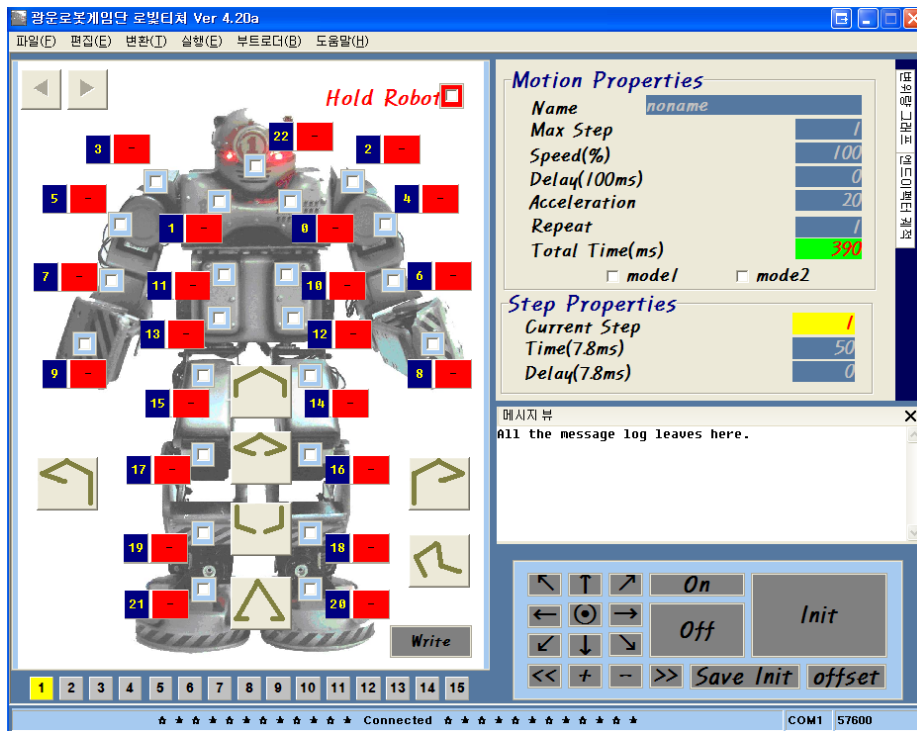


Fig. 1.

Fig. 1 is a teaching program. The teaching program is to make fundamental motions. The motions consist of several connected slides provide that we fix specific robot body postures using different robot IDs. Then these slides reverse as data in odroid xu-4 via uart. We using this teaching program for making motion kicking the ball towards the goal and getting up autonomously from a fall.

4 Vision

4.1 Remove Background

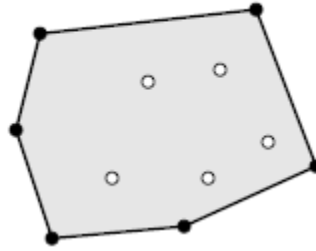


Fig. 2.

Our team used convex hull algorithm for removing background. The image data was not processed for the portion excluding the field. We are given a set P of n points in the plane. The convex hull is the smallest convex polygon containing the points.




Fig. 3.

Artificial grass is the points and the field is the convex polygon. A noise is reduced after processed background remove.

4.2 Ball

Our team used RANSAC (random sample consensus) algorithm for finding ball. The RANSAC algorithm is a learning technique to estimate parameters of a model by random sampling of observed data. RANSAC is much better suited for fitting very noisy data containing measures that do not belong to the model that is to be estimated. In first step, a circle containing minimal data items is randomly selected from the input database. A fitting model and the corresponding model parameters are computed using only the elements of the circle. The cardinality of the circle is the smallest sufficient to determine the model parameters. In the second step, the algorithm checks which elements of the entire dataset are consistent with the model instantiated by the estimated model parameters obtained from the first step. A data element will be considered as an

outlier if it does not fit the fitting model instantiated by the set of estimated model parameters within some error threshold that defines the maximum deviation attributable to the effect of noise.

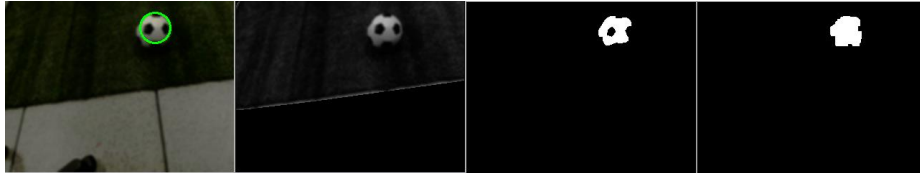


Fig. 4.

5 Conclusion

Our system was described in the abstract. Since 2006, we completed the design and built, based on our experience to try to join the 2017 ROBOCUP competition. Higher level of robot mobility and powerful shoot also accurate imaging breakthrough in tracking the movements of the robot will be able to determine. We will develop vision and localization more accurate.